

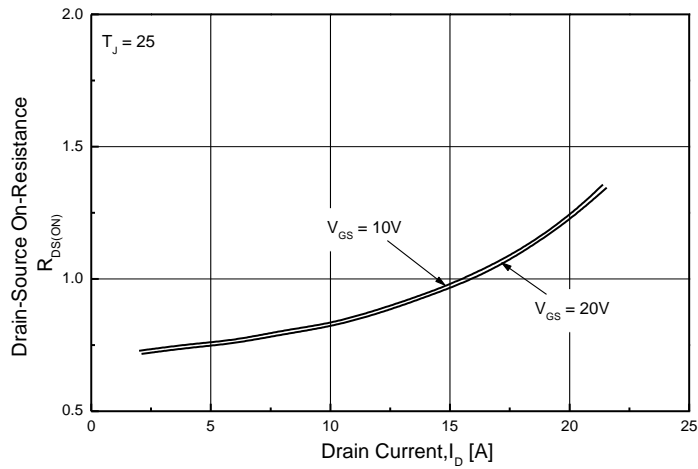
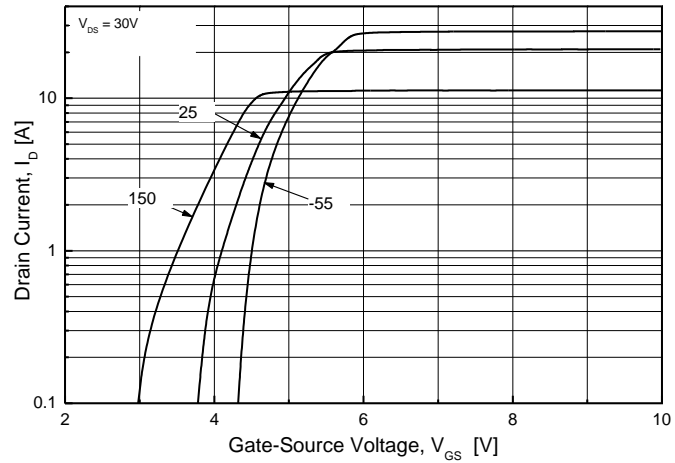
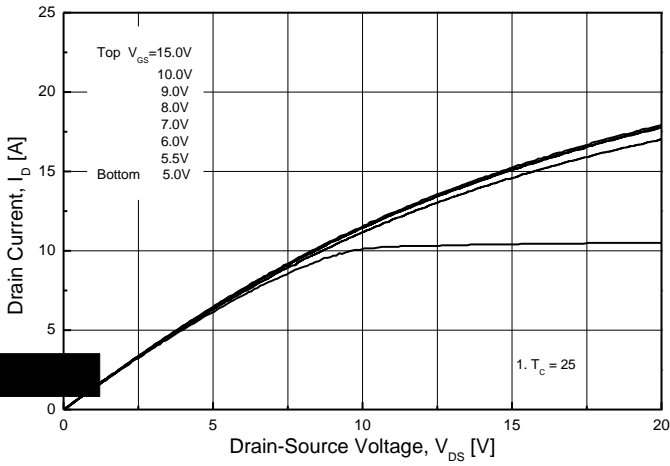


Features

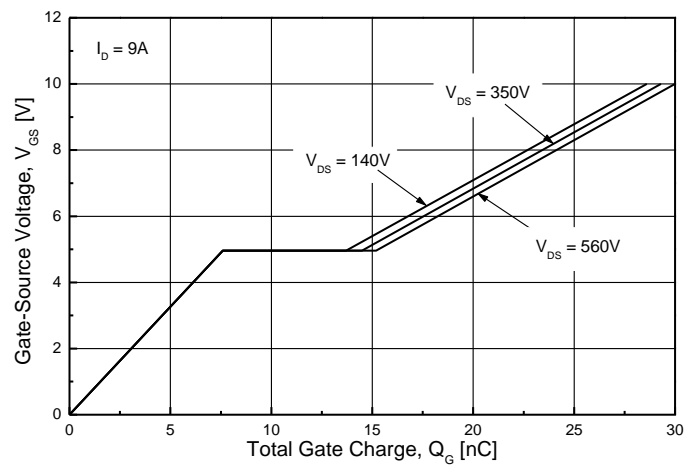
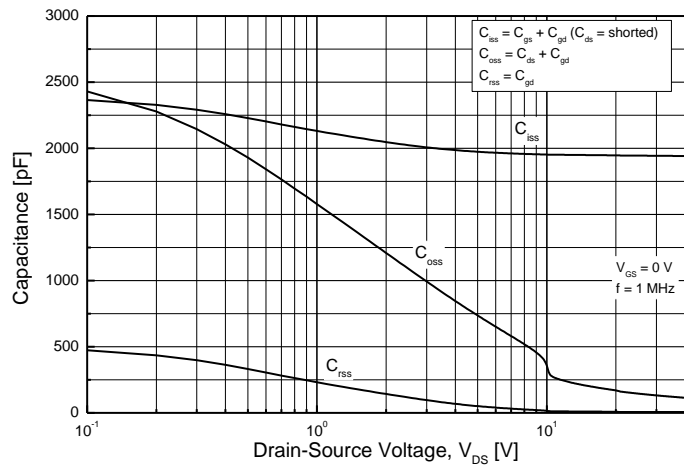
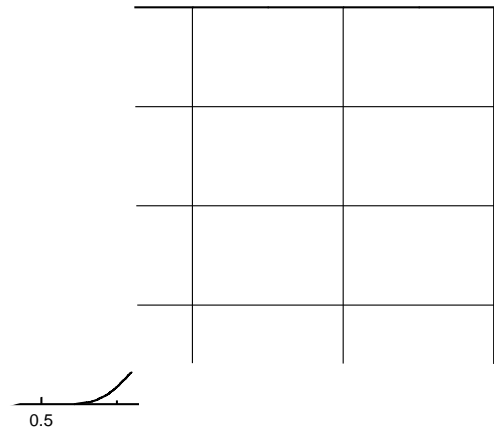
- Low gate charge
- 100% avalanche tested
- Improved dv/dt capability
- RoHS compliant
- Halogen free package
- JEDEC Qualification

Absolute Maximum Ratings

Parameter	Symbol	TMP9N70(G)	TMPF9N70(G)	Unit	
Drain-Source Voltage	V_{DSS}	700		V	
Gate-Source Voltage	V_{GS}	30		V	
Continuous Drain Current	I_D	$T_C = 25$	9	9 *	A
		$T_C = 100$	5.28	5.28 *	A
Pulsed Drain Current ^(Note 1)	I_{DM}	36	36 *	A	
Single Pulse Avalanche Energy ^(Note 2)	E_{AS}	396		mJ	
Repetitive Avalanche Current ^(Note 1)	I_{AR}	9		A	
Repetitive Avalanche Energy ^(Note 1)	E_{AR}	19.8		mJ	
Power Dissipation	P_D	$T_C = 25$	198	52	W
		Derate abov			

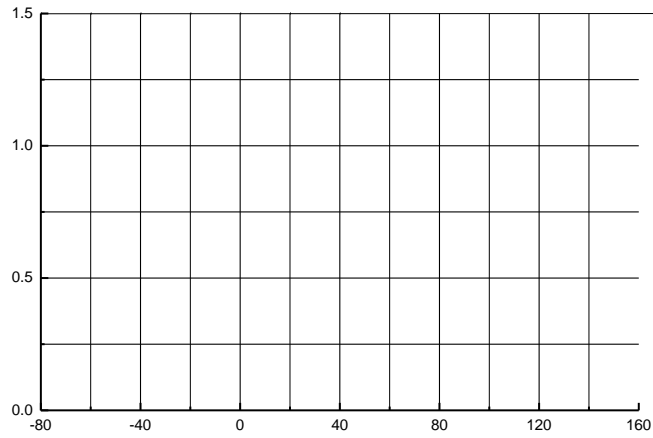
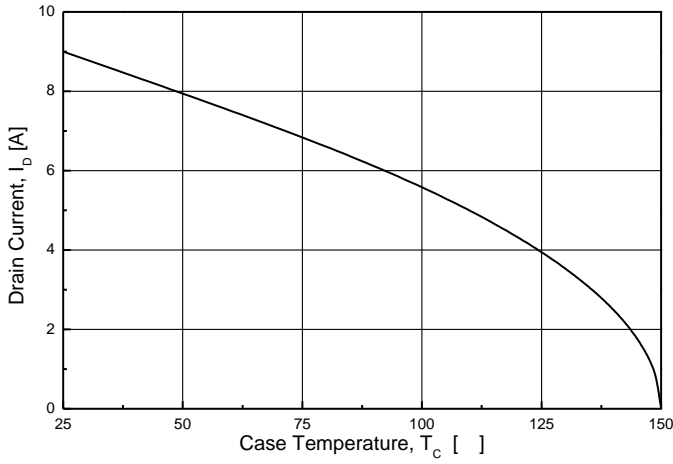
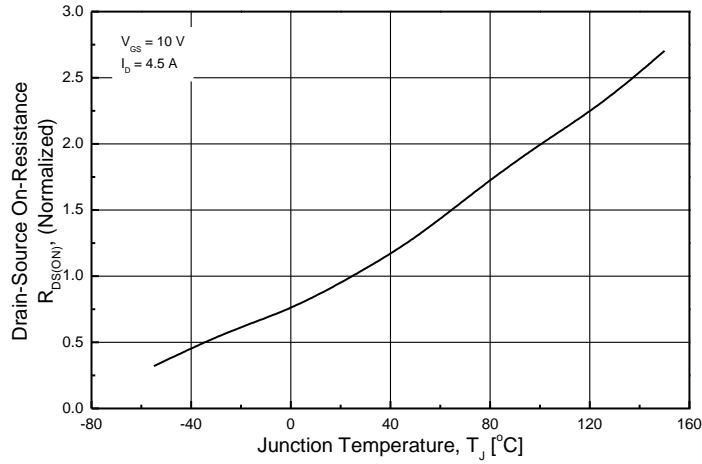


IAI

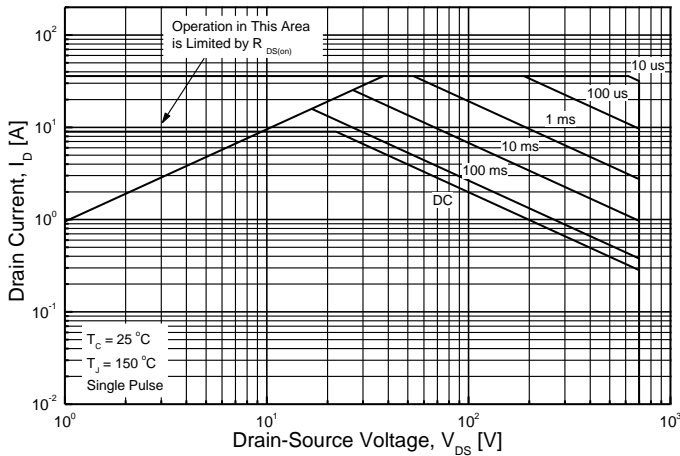




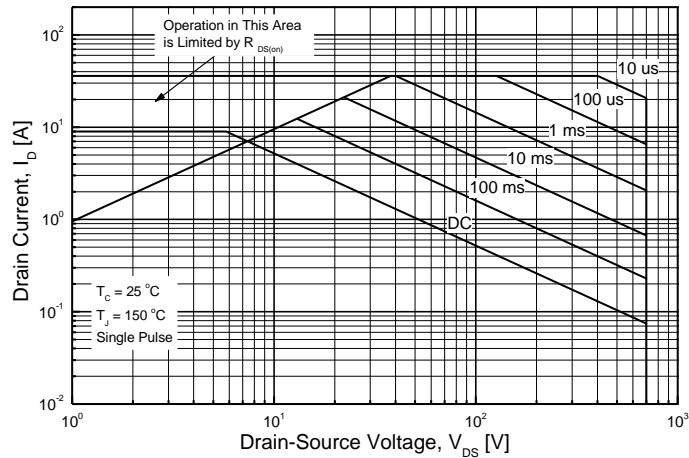
TMP9N70(G)/TMPF9N70(G)



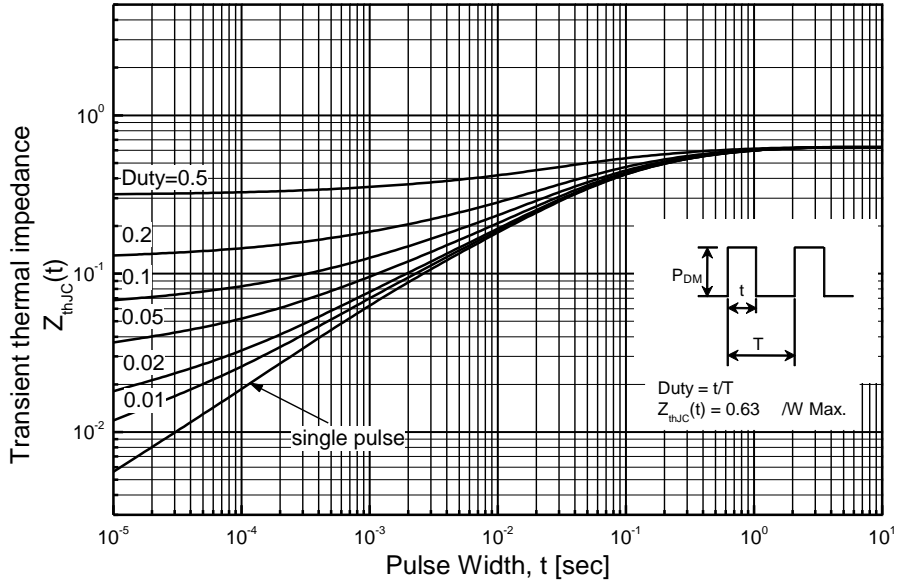
TMP9N70(G)



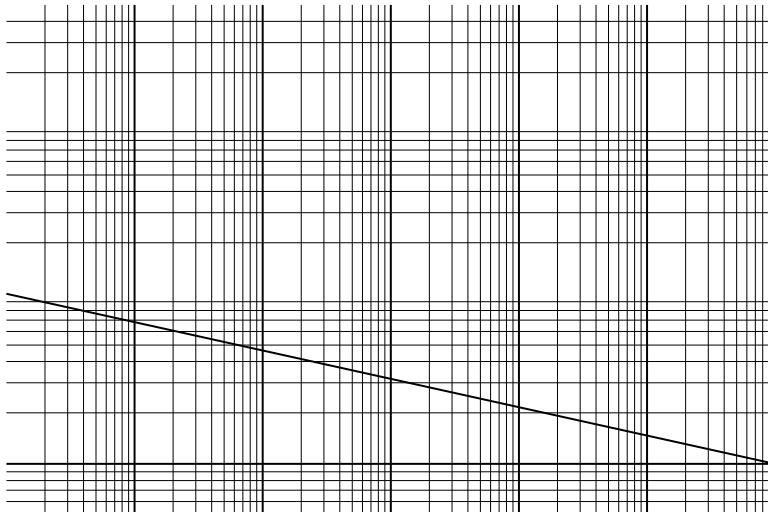
TMPF9N70(G)



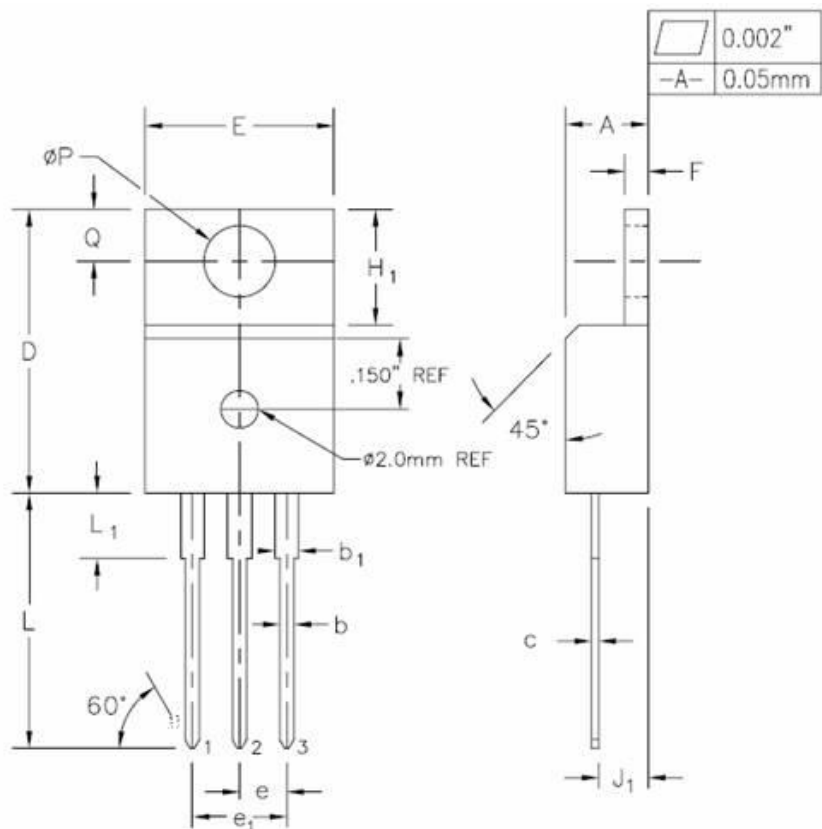
TMP9N70(G)



TMPF9N70(G)



TO-220AB-3L MECHANICAL DATA



SYMBOL	INCHES		MILLIMETERS		NOTES
	MIN.	MAX.	MIN.	MAX.	
A	0.170	0.180	4.32	4.57	
b ₁	0.028	0.036	0.71	0.91	
b	0.045	0.055	1.15	1.39	
c	0.014	0.021	0.36	0.53	
D	0.590	0.610	14.99	15.49	
E	0.395	0.410	10.02	10.41	
e	0.100 TYP.		2.54 TYP.		
e ₁	0.200 BSC		5.08 BSC		
F ₁	0.048	0.054	1.22	1.37	
H ₁	0.235	0.255	5.97	6.47	
J ₁	0.100	0.110	2.54	2.79	
L	0.530	0.550	13.47	13.97	
L ₁	0.130	0.150	3.31	3.81	
2	φP	0.140	3.55	3.68	
Q	0.102	0.112	2.60	2.84	

