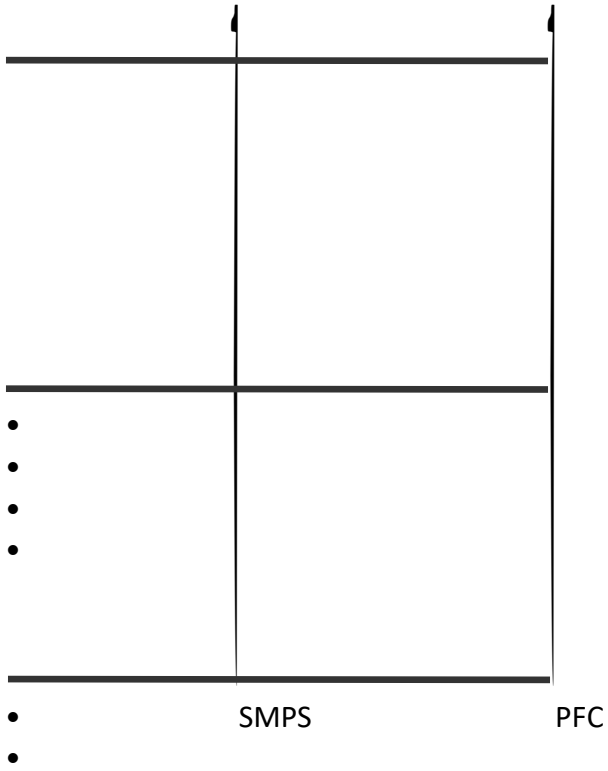





G3S12005C





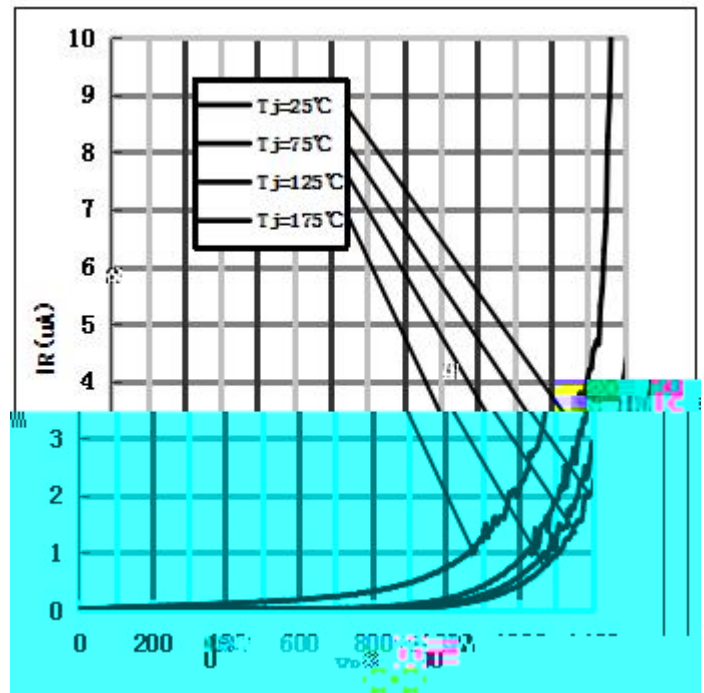
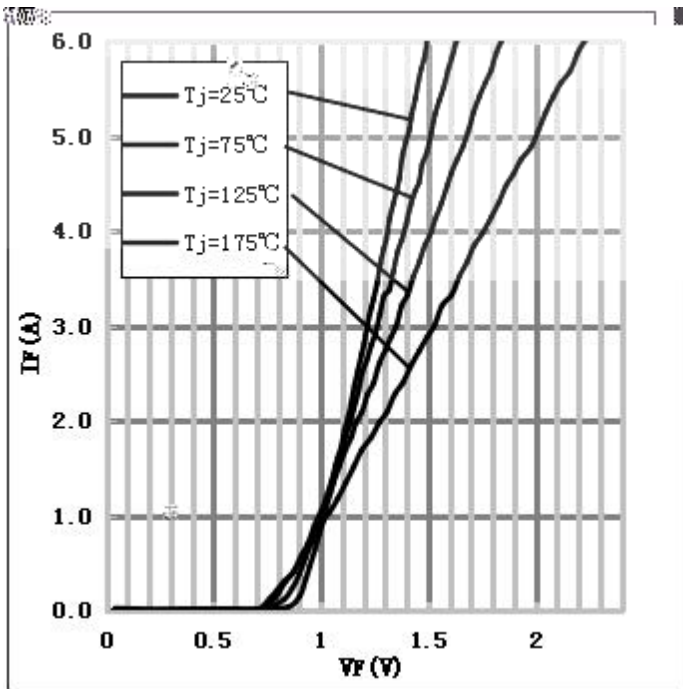
G S C	TO-	G S C


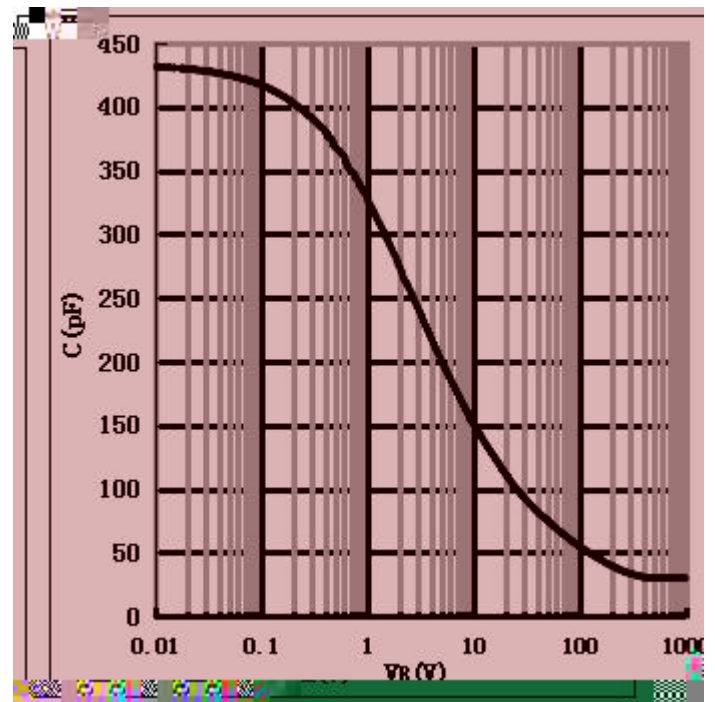
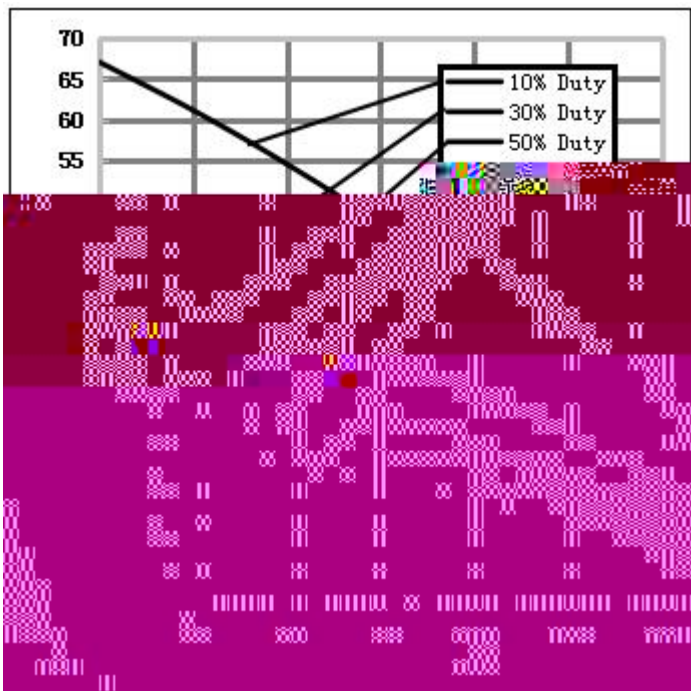
	V_{RRM}			V
	V_{RSM}			
	V_{DC}			
	I_F	T_C T_C T_C .	.	A
	I_{FRM}	T_C , t_p ms Half Sine Wave D .		A
	I_{FSM}	T_C , t_p ms Half Sine Wave		A
	P_{TOT}	T_C		W
		T_C		W
	T_j		- to	
	T_{stg}		- to	

	R_{thJC}		.	/W

		V_F			V
		I_R			A
		Q_c	$= \int$		nC
		C			pF

IF f VF Tj





4. The Package Top May Be Smaller Than The Package Bottom.
5. Dimension "b" Does Not Include Dambar Protrusion. Allowable Dambar Protrusion is 0.15mm (0.006").

θ	4.40	--	--
θ	0°	--	10°

ISO

:

ISO

ISO

G

ISO

ISO

ISO

<http://www.globalpowertech.cn/CompVisualize.asp>

<https://globalpowertech.en.alibaba.com/>

<http://www.globalpowertech.cn/>

