



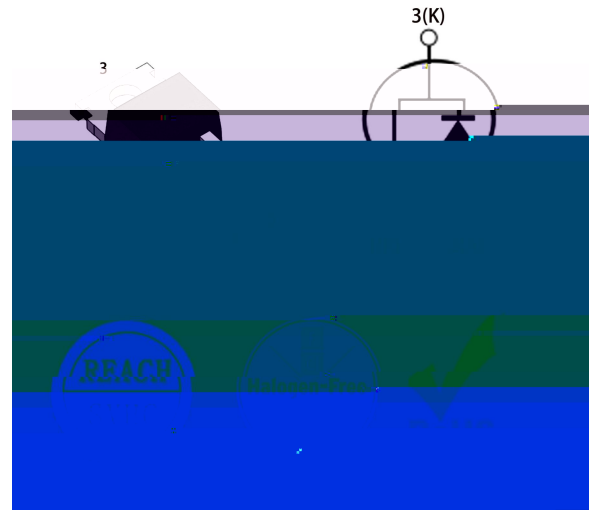
A

\_\_\_\_\_

F		A
C		C

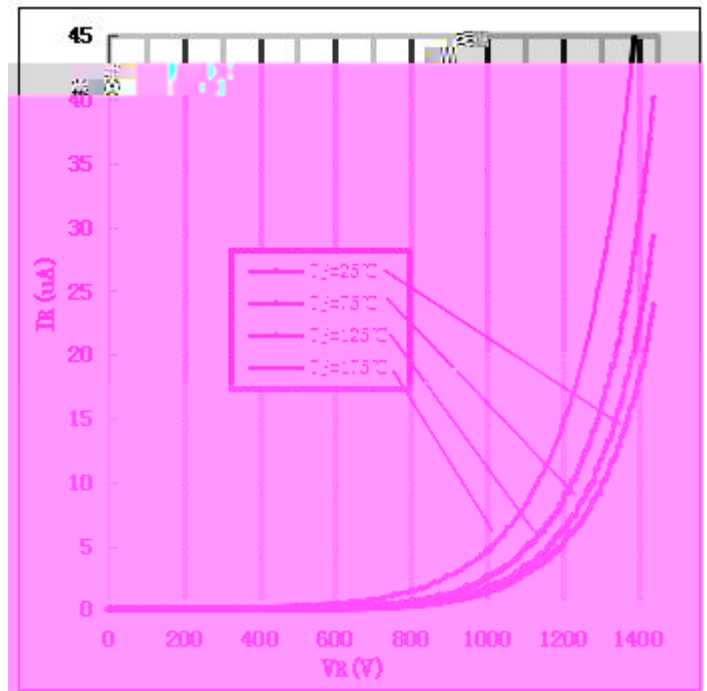
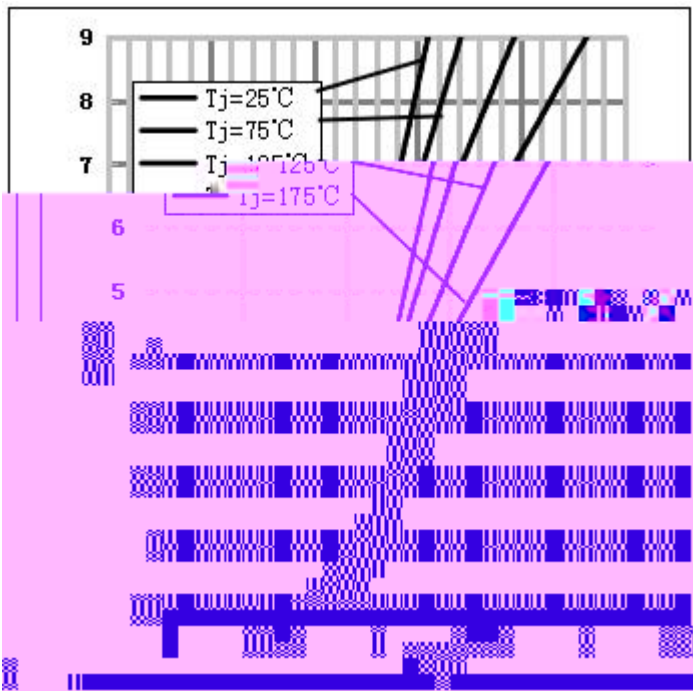
\_\_\_\_\_


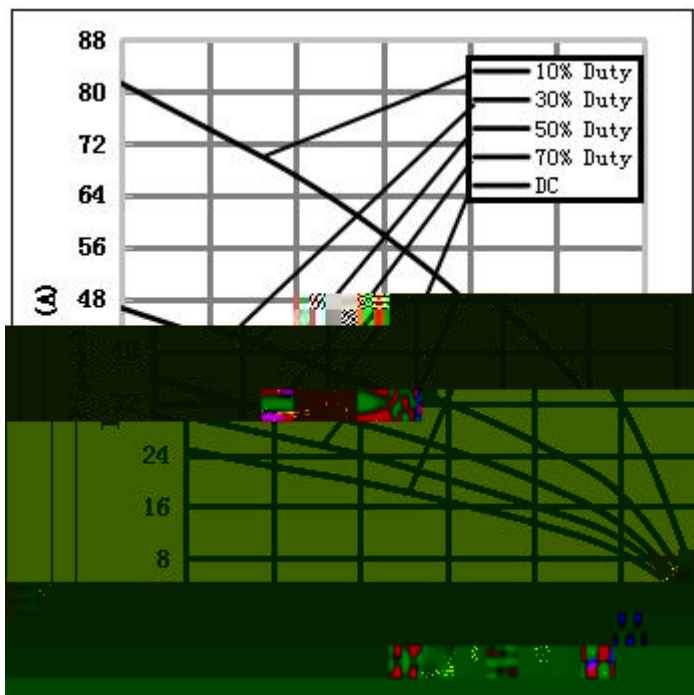
\_\_\_\_\_



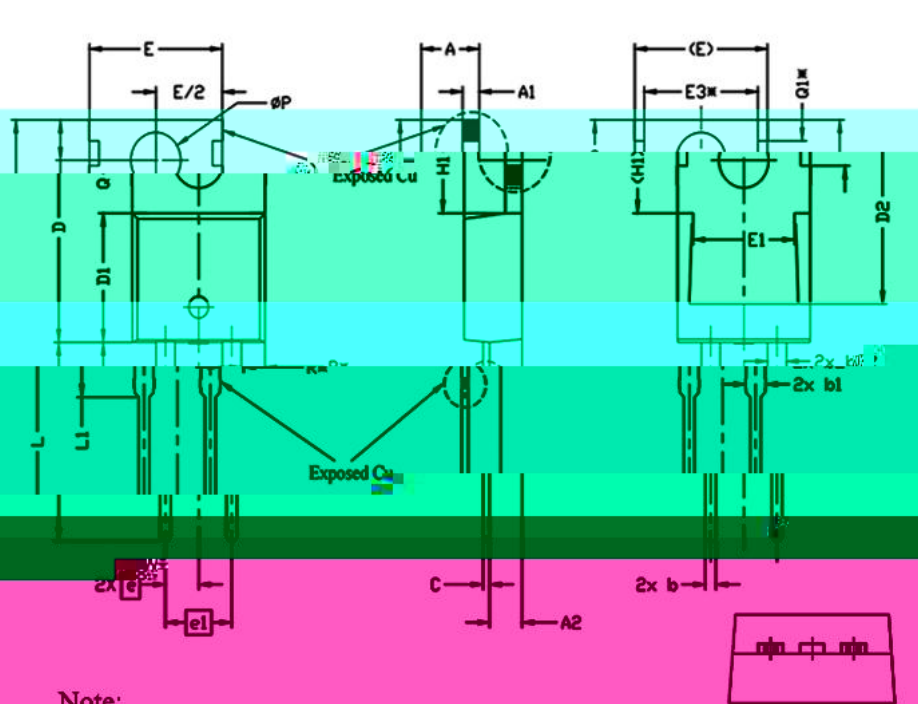



		$= \int$		





AC



单位: mm

SYMBOL	DIMENSIONS			NOTES
	MIN.	NOM.	MAX.	
A	4.24	4.44	4.64	
A1	1.15	1.27	1.40	
A2	2.30	2.48	2.70	
b	0.70	0.80	0.90	
b1	1.20	1.35	1.75	
c	0.40	0.50	0.60	
D	14.70	15.37	16.00	4
D1	12.63	12.73	12.83	5
E	6.86	7.77	8.89	5
E1	6.86	7.77	8.89	5
E3*	8.70REF.			
e	254BSC			
e1	5.08BSC			
H1	6.30	6.45	6.60	5,6

Note:

1. Package Reference: JEDEC TO220, Variation AB.
2. All Dimensions Are In mm.
3. Slot Required, Notch May Be Rounded.

Irregularities Are Allowed.  
7. "\*" is reference.

Q1*	1.73REF.
R*	1.02REF.

---

---

---

