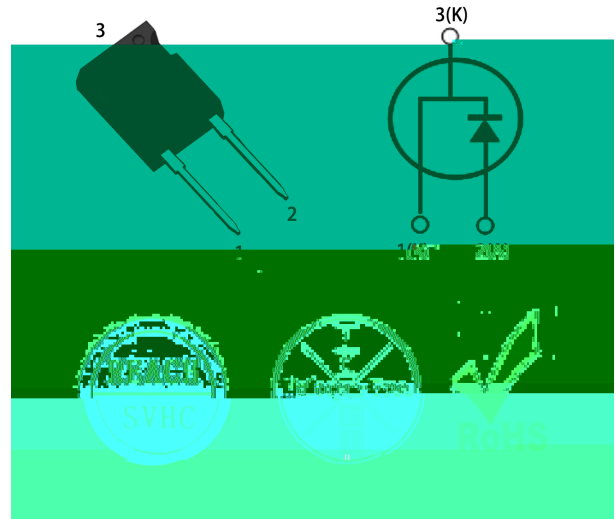




1200V/20A

%)


| | | |
|-----------|------|----|
| V_{RRM} | 1200 | V |
| $I_F T_c$ | 20 | A |
| Q_c | 104 | nC |

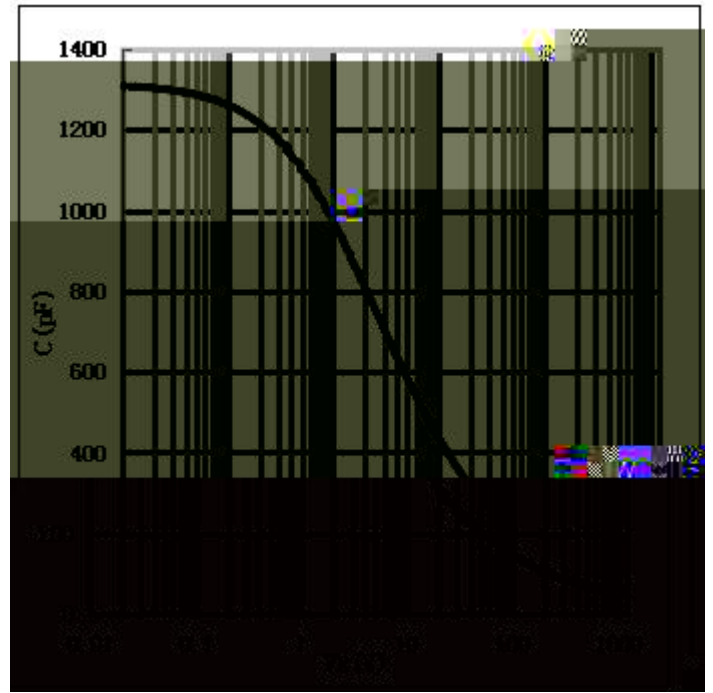
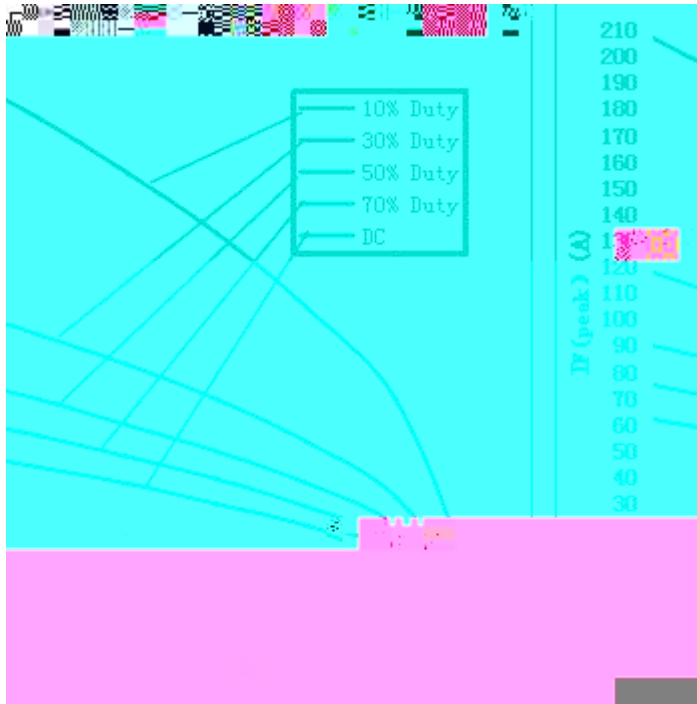


| | | |
|--|--|--|
| | | |
| | | |

T_j=25

| | | | | | |
|--|--|----------|--|--|--|
| | | | | | |
| | | | | | |
| | | | | | |
| | | | | | |
| | | $= \int$ | | | |
| | | | | | |
| | | | | | |





TO-247AC

单位：mm

