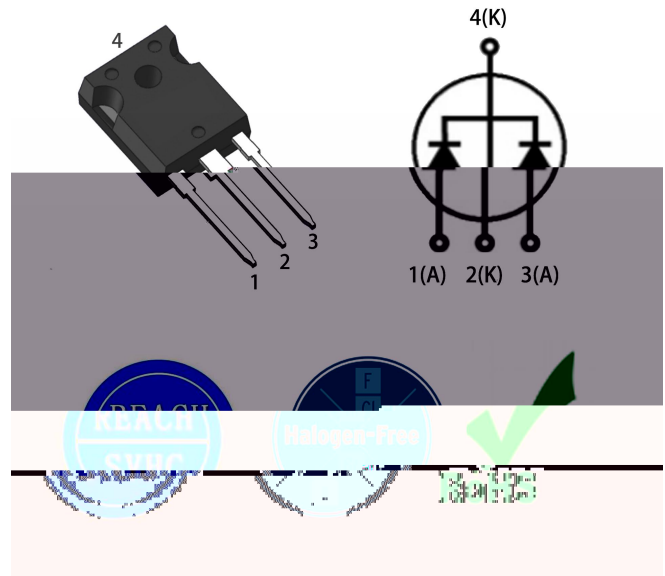




1200V/40A


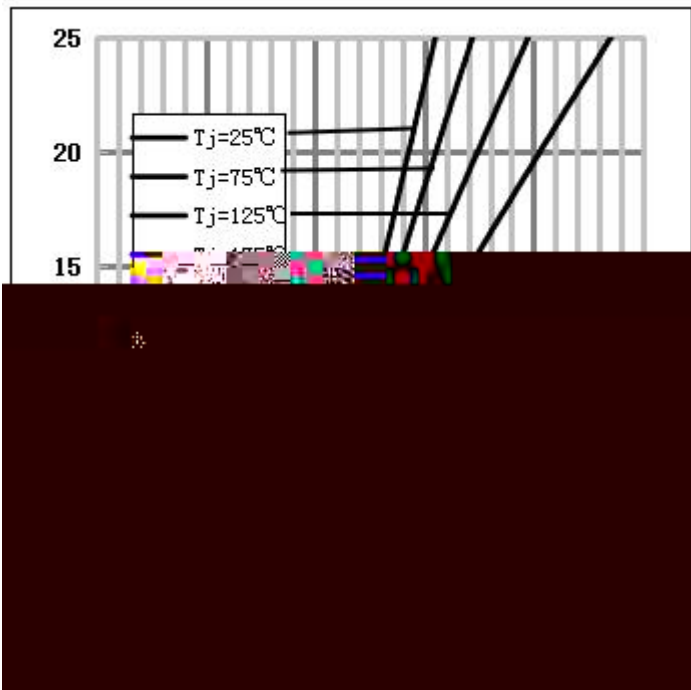
•	
•	
•	175
•	
•	
•	

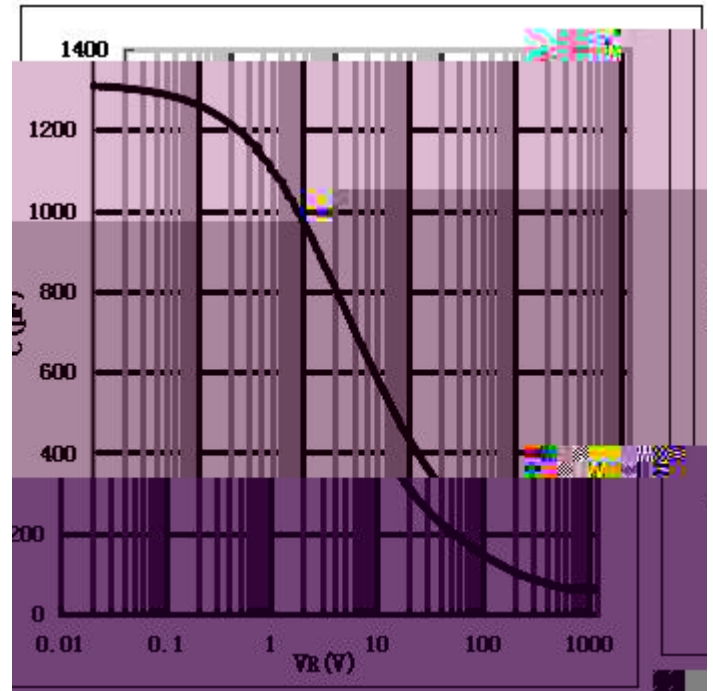

V_{RRM}	1200	V
I_F, T_c	20*	A
Q_c	104*	nC



T_j=25 ()

()





TO-247AB

单位: mm

SYMBOL	DIMENSIONS			NOTE
	MIN.	NOM.	MAX.	
A	4.83	5.02	5.21	
A1	2.29	2.41	2.55	
A2	1.50	2.00	2.49	
b	1.12	1.20	1.33	
b1	1.12	1.20	1.28	
b2	1.91	2.00	2.39	
b3	1.91	2.00	2.34	
b4	2.87	3.00	3.22	
b5	2.87	3.00	3.18	
c	0.55	0.60	0.65	
c1	0.55	0.60	0.65	
D	20.80	20.95	21.10	
D1	16.25	16.55	17.65	
D2	0.51	1.19	1.35	
E	15.75	15.94	16.13	
E1	13.46	14.02	14.16	
E2	4.32	4.91	5.49	
e	5.44BSC			
L	19.81	20.07	20.32	
L1	4.10	4.19	4.40	
ØP	3.56	3.61		

Note:

1. Package Reference: JEDEC TO247, Variation AD.
2. All Dimensions Are In mm.
3. Spot Required, notch may be rounded.
4. Dimension D1 does not include mold flash. Mold flash shall not exceed 0.127mm. These dimensions are measured at the outermost extreme of the plastic body.

Section C-C, D-D, E-E

